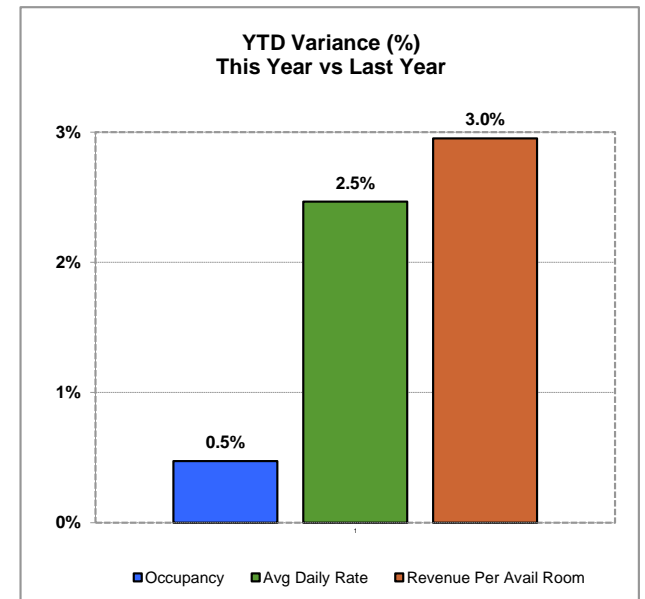
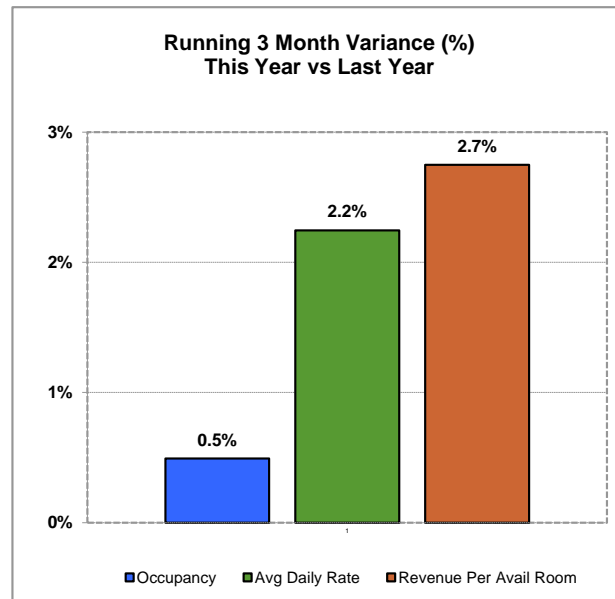
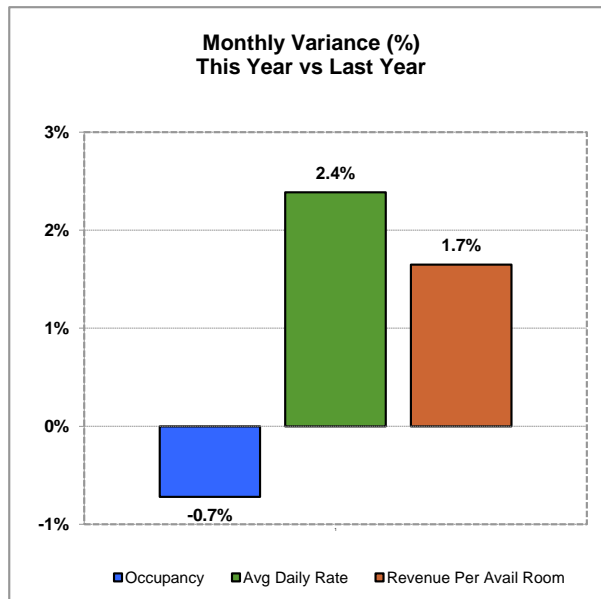




Monthly Hotel Report - Total United States - April 2017

	Month		3 Months Ending		Year to Date	
	Apr 2017	% Change	Apr 2017	% Change	Apr 2017	% Change
Occupancy	67.5%	-0.7%	65.7%	0.5%	62.7%	0.5%
Average Daily Rate	\$126.26	2.4%	\$125.98	2.2%	\$124.83	2.5%
Revenue Per Available Room	\$85.19	1.7%	\$82.74	2.7%	\$78.26	3.0%



Source: STR

You may quote this data when properly attributing it to STR, Inc.

For additional information about specific markets or STR chain scales please contact STR at 615-824-8664, or e-mail: info@str.com.

Date Created: May 18, 2017