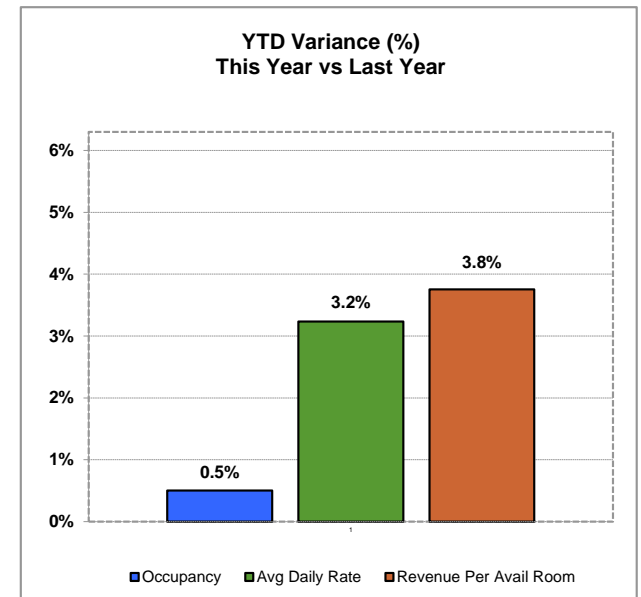
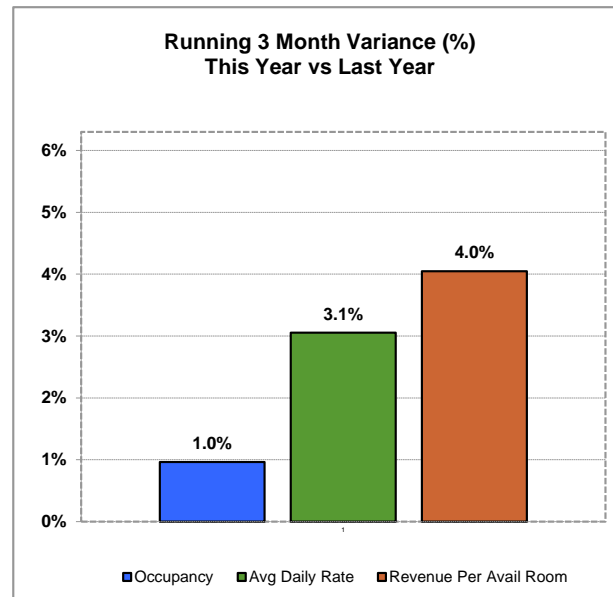
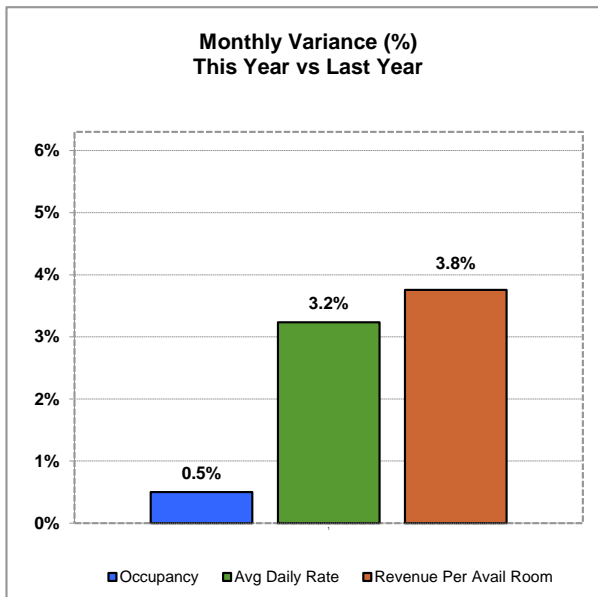




Monthly Hotel Report - Total United States - January 2017

	Month		3 Months Ending		Year to Date	
	Jan 2017	% Change	Jan 2017	% Change	Jan 2017	% Change
Occupancy	54.1%	0.5%	55.8%	1.0%	54.1%	0.5%
Average Daily Rate	\$120.72	3.2%	\$119.85	3.1%	\$120.72	3.2%
Revenue Per Available Room	\$65.33	3.8%	\$66.93	4.0%	\$65.33	3.8%



Source: STR

You may quote this data when properly attributing it to STR, Inc.

For additional information about specific markets or STR chain scales please contact STR at 615-824-8664, or e-mail: info@str.com.

Date Created: February 17, 2017