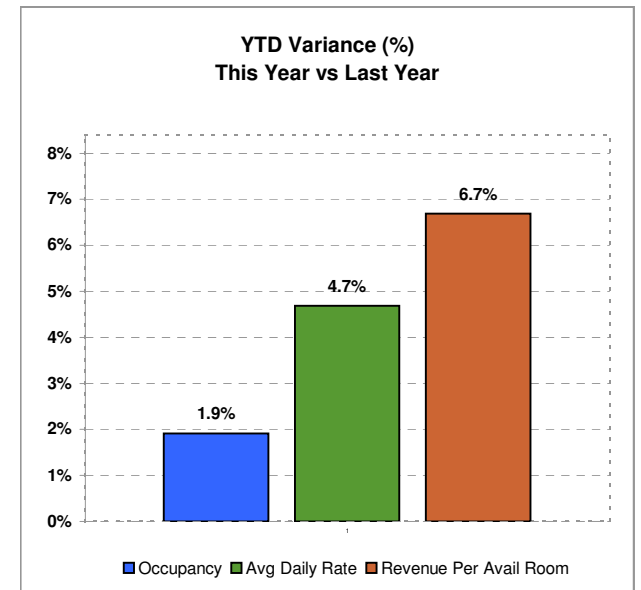
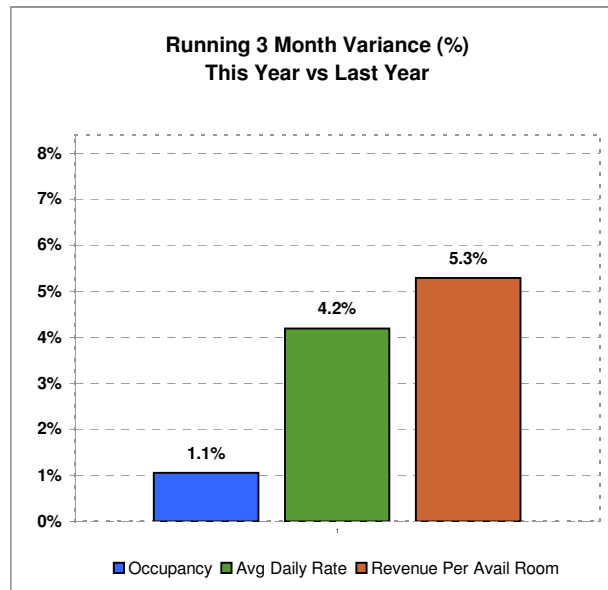
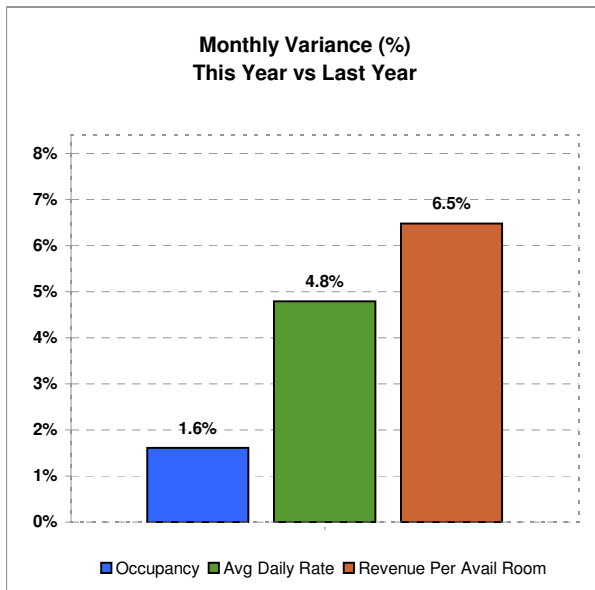




## Monthly Hotel Report - Total United States - October 2015

	Month		3 Months Ending		Year to Date	
	Oct 2015	% Change	Oct 2015	% Change	Oct 2015	% Change
Occupancy	69.1%	1.6%	69.2%	1.1%	67.4%	1.9%
Average Daily Rate	\$124.01	4.8%	\$122.66	4.2%	\$120.75	4.7%
Revenue Per Available Room	\$85.67	6.5%	\$84.88	5.3%	\$81.43	6.7%



**Source: STR**

You may quote this data when properly attributing it to STR, Inc.  
 For additional information about specific markets or STR chain scales please contact STR at 615-824-8664, or e-mail: [info@str.com](mailto:info@str.com).

Date Created: November 17, 2015