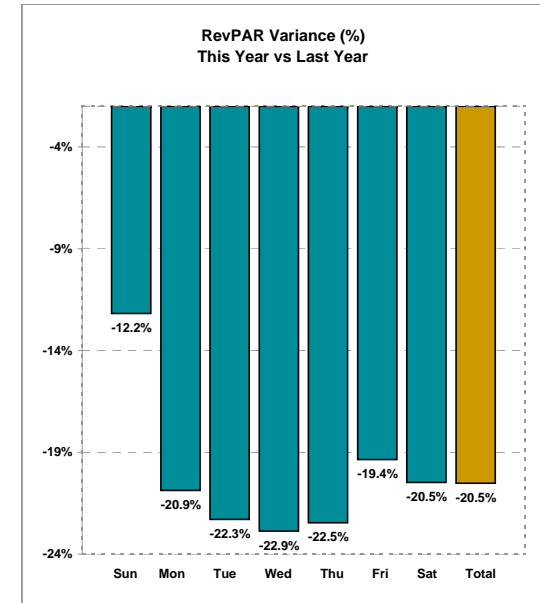
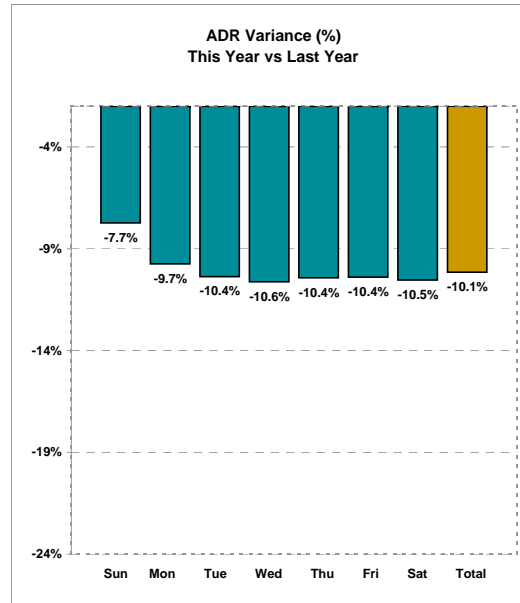
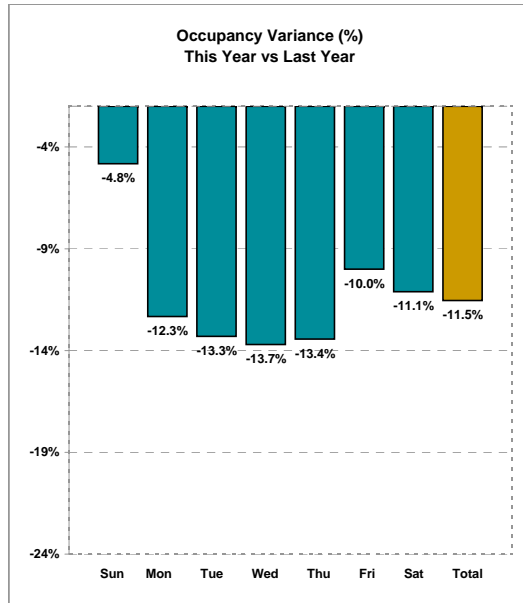




Weekly Hotel Report - Total United States - Week of June 14, 2009 - June 20, 2009

	Actual Jun 14, 2009 - Jun 20, 2009								Percent Change from Previous Year							
	14-Jun-09	15-Jun-09	16-Jun-09	17-Jun-09	18-Jun-09	19-Jun-09	20-Jun-09	Total	15-Jun-08	16-Jun-08	17-Jun-08	18-Jun-08	19-Jun-08	20-Jun-08	21-Jun-08	Total
	Sun	Mon	Tue	Wed	Thu	Fri	Sat	Week	Sun	Mon	Tue	Wed	Thu	Fri	Sat	Week
<b>Occupancy</b>	48.0%	60.2%	65.3%	65.9%	63.1%	68.6%	70.2%	63.0%	-4.8%	-12.3%	-13.3%	-13.7%	-13.4%	-10.0%	-11.1%	-11.5%
<b>Average Daily Rate</b>	\$94.63	\$98.09	\$99.64	\$99.17	\$96.63	\$94.06	\$95.00	\$96.78	-7.7%	-9.7%	-10.4%	-10.6%	-10.4%	-10.4%	-10.5%	-10.1%
<b>Revenue Per Available Room</b>	\$45.38	\$59.07	\$65.10	\$65.33	\$61.00	\$64.50	\$66.72	\$61.01	-12.2%	-20.9%	-22.3%	-22.9%	-22.5%	-19.4%	-20.5%	-20.5%



Source: Smith Travel Research

You may quote this data when properly attributing it to Smith Travel Research, Inc. For additional information about specific markets or STR chain scales please contact STR at 615-824-8664, or e-mail: info@smithtravelresearch.com.

Date Created: June 23, 2009